


























39 200m Freestyle Women Final

























Official











☰ Qualified
☰ Heats
☰ Summary
📄

Total
13 years
14 years
15 years
16 years

Rank	Competitor	Age	Club	RT	PTS	Result
1	Riley Ariella	16	Hamilton Aq...	0.62		2:07.58 Entry: 2:12.97 -5.39
	50m: 29.26	100m: 1:01.44 (32.18)	150m: 1:34.71 (33.27)			200m: 2:07.58 (32.87)
2	Fisher Tandia	14	Wharenui S...	0.71		2:08.70 Entry: 2:13.39 -4.69
	50m: 29.43	100m: 1:02.43 (33.00)	150m: 1:35.28 (32.85)			200m: 2:08.70 (33.42)
3	Mahoney Octavia	14	United Swi...	0.65		2:08.75 Entry: 2:14.91 -6.16
	50m: 29.34	100m: 1:02.84 (33.50)	150m: 1:35.53 (32.69)			200m: 2:08.75 (33.22)
4	Aburn Charlotte	16	Neptune S...	0.72		2:08.84 Entry: 2:14.07 -5.23
	50m: 29.66	100m: 1:01.89 (32.23)	150m: 1:34.98 (33.09)			200m: 2:08.84 (33.86)
5	Riley Indiana	16	Hamilton Aq...	0.74		2:09.64 Entry: 2:12.82 -3.18
	50m: 29.64	100m: 1:01.91 (32.27)	150m: 1:35.66 (33.75)			200m: 2:09.64 (33.98)
6	Wilson Madeleine	15	SwimZone ...	0.76		2:11.11 Entry: 2:12.31 -1.20
	50m: 30.43	100m: 1:03.78 (33.35)	150m: 1:37.81 (34.03)			200m: 2:11.11 (33.30)
7	Bell Millie	16	North Cant...	0.74		2:11.15 Entry: 2:13.22 -2.07
	50m: 29.46	100m: 1:02.03 (32.57)	150m: 1:35.92 (33.89)			200m: 2:11.15 (35.23)
8	Conley Paige	15	Whanganui...	0.74		2:11.63 Entry: 2:15.78 -4.15
	50m: 30.73	100m: 1:03.97 (33.24)	150m: 1:38.29 (34.32)			200m: 2:11.63 (33.34)
9	McEntyre Isabella	15	Taieri Swim...	0.72		2:11.70 Entry: 2:14.99 -3.29
	50m: 30.25	100m: 1:04.00 (33.75)	150m: 1:38.61 (34.61)			200m: 2:11.70 (33.09)
10	Palmer Luisa	15	Wanaka Sw...	0.71		2:11.74 Entry: 2:13.46 -1.72
	50m: 30.47	100m: 1:03.99 (33.52)	150m: 1:38.45 (34.46)			200m: 2:11.74 (33.29)
		16	Stratford FI...	0.69		2:11.93

11	 Gwiazdzinski Meila				Entry: 2:14.59 -2.66
	50m: 29.46	100m: 1:02.27 (32.81)	150m: 1:36.95 (34.68)		
	200m: 2:11.93 (34.98)				
12	 Hains Macy	16	 Club 37	0.78	2:12.09 Entry: 2:15.17 -3.08
	50m: 29.74	100m: 1:02.85 (33.11)	150m: 1:38.04 (35.19)		
	200m: 2:12.09 (34.05)				
13	 Rawson Alanna	14	 St Peter's S...	0.70	2:12.20 Entry: 2:14.27 -2.07
	50m: 30.47	100m: 1:03.88 (33.41)	150m: 1:38.19 (34.31)		
	200m: 2:12.20 (34.01)				
14	 McDonnell Maeve	14	 Howick Pak...	0.67	2:12.24 Entry: 2:15.51 -3.27
	50m: 31.13	100m: 1:04.67 (33.54)	150m: 1:38.60 (33.93)		
	200m: 2:12.24 (33.64)				
15	 Wang Hope	13	 Phoenix Aq...	0.44	2:12.53 Entry: 2:18.62 -6.09
	50m: 30.78	100m: 1:04.58 (33.80)	150m: 1:39.49 (34.91)		
	200m: 2:12.53 (33.04)				
16	 Miller Annalise	13	 Neptune S...	0.79	2:12.86 Entry: 2:17.10 -4.24
	50m: 30.82	100m: 1:04.62 (33.80)	150m: 1:39.48 (34.86)		
	200m: 2:12.86 (33.38)				
17	 Knight Kayla	16	 United Swi...	0.73	2:12.96 Entry: 2:14.31 -1.35
	50m: 29.29	100m: 1:02.01 (32.72)	150m: 1:36.60 (34.59)		
	200m: 2:12.96 (36.36)				
18	 Stewart Tegen	16	 Nelson Sou...	0.60	2:13.10 Entry: 2:14.36 -1.26
	50m: 30.77	100m: 1:03.87 (33.10)	150m: 1:38.17 (34.30)		
	200m: 2:13.10 (34.93)				
19	 Peters Sophie	14	 Hamilton Aq...	0.72	2:15.34 Entry: 2:16.24 -0.90
	50m: 30.89	100m: 1:04.93 (34.04)	150m: 1:40.21 (35.28)		
	200m: 2:15.34 (35.13)				
20	 Nicholls Lola	16	 Heretaunga...	0.70	2:15.79 Entry: 2:15.41 +0.38
	50m: 30.46	100m: 1:04.63 (34.17)	150m: 1:40.43 (35.80)		
	200m: 2:15.79 (35.36)				
21	 Percy Sadie	14	 Pirates Swi...	0.85	2:15.80 Entry: 2:17.78 -1.98
	50m: 31.88	100m: 1:06.89 (35.01)	150m: 1:42.28 (35.39)		
	200m: 2:15.80 (33.52)				
22	 Kim Lani	14	 North Shor...	0.68	2:16.01 Entry: 2:15.63 +0.38
	50m: 31.07	100m: 1:05.88 (34.81)	150m: 1:41.67 (35.79)		
	200m: 2:16.01 (34.34)				
23	 Scott Tessa	15	 St Paul's S...	0.71	2:16.05 Entry: 2:19.52 -3.47
	50m: 30.78	100m: 1:05.49 (34.71)	150m: 1:40.70 (35.21)		

200m: 2:16.05 (35.35)						
24	 Jory Pippa	15	 Jasi Swim ...	0.73	2:16.06	Entry: 2:19.26 -3.20
	50m: 31.22	100m: 1:05.95 (34.73)	150m: 1:41.48 (35.53)			
	200m: 2:16.06 (34.58)					
25	 Tongalea Mila	14	 United Swi...	0.62	2:16.70	Entry: 2:16.36 +0.34
	50m: 30.71	100m: 1:06.26 (35.55)	150m: 1:41.64 (35.38)			
	200m: 2:16.70 (35.06)					
26	 Coverdale Marli	13	 37 ^c Club 37	0.71	2:16.98	Entry: 2:21.31 -4.33
	50m: 31.68	100m: 1:06.30 (34.62)	150m: 1:41.66 (35.36)			
	200m: 2:16.98 (35.32)					
27	 Richardson Jessica	15	 Hamilton Aq...	0.55	2:17.46	Entry: 2:18.35 -0.89
	50m: 30.48	100m: 1:05.05 (34.57)	150m: 1:40.95 (35.90)			
	200m: 2:17.46 (36.51)					
28	 Hanley Ella	15	 Tawa Swim...	0.69	2:17.58	Entry: 2:19.72 -2.14
	50m: 31.37	100m: 1:06.02 (34.65)	150m: 1:41.97 (35.95)			
	200m: 2:17.58 (35.61)					
29	 Nettle Phoebe	14	 Trojans Swi...	0.67	2:18.25	Entry: 2:17.38 +0.87
	50m: 32.07	100m: 1:07.48 (35.41)	150m: 1:43.27 (35.79)			
	200m: 2:18.25 (34.98)					
30	 Hickford Talen	16	 Aquabladz ...	0.76	2:18.41	Entry: 2:15.01 +3.40
	50m: 29.99	100m: 1:03.91 (33.92)	150m: 1:40.60 (36.69)			
	200m: 2:18.41 (37.81)					
31	 Scott Megan	15	 Swim Timaru	0.73	2:18.71	Entry: 2:19.53 -0.82
	50m: 31.14	100m: 1:06.41 (35.27)	150m: 1:42.47 (36.06)			
	200m: 2:18.71 (36.24)					
32	 Orbell Erika	15	 North Shor...	0.72	2:18.95	Entry: 2:17.71 +1.24
	50m: 31.74	100m: 1:06.58 (34.84)	150m: 1:42.66 (36.08)			
	200m: 2:18.95 (36.29)					
33	 Stewart Lola	13	 Enterprise ...	0.64	2:19.40	Entry: 2:23.33 -3.93
	50m: 32.22	100m: 1:08.48 (36.26)	150m: 1:44.57 (36.09)			
	200m: 2:19.40 (34.83)					
34	 Hoglinger Emilia	13	 United Swi...	0.70	2:19.97	Entry: 2:21.92 -1.95
	50m: 32.24	100m: 1:07.70 (35.46)	150m: 1:43.62 (35.92)			
	200m: 2:19.97 (36.35)					
35	 McKague Adriana	14	 Pirates Swi...	0.69	2:20.67	Entry: 2:18.58 +2.09
	50m: 32.00	100m: 1:07.89 (35.89)	150m: 1:44.33 (36.44)			
	200m: 2:20.67 (36.34)					
					2:20.74	

36	 Duske Georgia	13	 Evolution A...	0.53	Entry: 2:22.36 -1.62
	50m: 31.94 200m: 2:20.74 (35.75)	100m: 1:08.09 (36.15)	150m: 1:44.99 (36.90)		
37	 McClintock Sophia	13	 Wanaka Sw...	0.77	2:21.70 Entry: 2:21.51 +0.19
	50m: 31.66 200m: 2:21.70 (36.67)	100m: 1:07.84 (36.18)	150m: 1:45.03 (37.19)		
38	 van der Westhuizen Teja	13	 North Shore...	0.53	2:21.99 Entry: 2:21.66 +0.33
	50m: 32.15 200m: 2:21.99 (36.52)	100m: 1:08.29 (36.14)	150m: 1:45.47 (37.18)		
39	 Church Ayla	13	 Pukekohe ...	0.73	2:23.20 Entry: 2:23.59 -0.39
	50m: 32.23 200m: 2:23.20 (36.74)	100m: 1:08.91 (36.68)	150m: 1:46.46 (37.55)		
40	 Yamagami Soyo	13	 Club 37	0.56	2:24.38 Entry: 2:21.85 +2.53
	50m: 32.31 200m: 2:24.38 (38.28)	100m: 1:08.67 (36.36)	150m: 1:46.10 (37.43)		